





Creative

Study Spaces

Where you study is just as important as **what** you study! Hopefully these easy tips will help you create a space that is conducive to an atmosphere of learning and productivity.



Bring the outside indoors with a desk plant. It's satisfying to watch something grow and can bring joy and simplicity to an otherwise dull or sometimes overwhelming workspace.



Fun Fact

Certain indoor plants can improve air quality, concentration, productivity, and mood.

Tune In. Create a study playlist for yourself or find a playlist online that you enjoy. I suggest some classical piano or singer songwriter folk music to create a calm yet focused vibe to study to.




Different places to study. Make designated areas of the house or apartment “classes.”

→ Maybe at 10:30 you have chemistry at your desk and at 3:00 pm you have U.S. History at your kitchen table. Mixing things up and maintaining a routine are important to living a balanced and stimulating life during quarantine times!



→ Separating your areas will help provide different feelings. The bed and sofa will be a place of relaxation, the desks will be a space for work, etc. If you are limited in space, even shifting perpendicular to how you would normally be on your bed may provide a different feeling.





Design Your Space: Be creative! Create a cozy corner filled with pillows and blankets where you can settle in for an extended period to read or research for assignments.



Go outside: soak in the sun on a picnic blanket or sitting on your balcony while working on schoolwork



Organized your Bookshelf/Table: Create an organized bookshelf or desk space. Feeling surrounded by knowledge can be empowering and imitate the feeling and focus of being at Peter J. Shields library. You can even get creative and create your own at-home egg head sculpture to inspire your academic Aggie side!

